



3400JF & 3400HJF

Aerating Fountain

3/4HP, 120 or 240V, Single Phase



Includes all 5 Patterns

Patterns (Upper L to R)

Cypress—6'H x 16'W

Sequoia—7'H x 4'W

Linden—6'H x 3'W Inner, 3.5'H x 20'W Outer

Patterns (Lower L to R)

Juniper—3'H x 20'W

Willow—4.5'H x 15'W

Operation

⇒ Submersed motor with top intake draws water into the fountain housing and pushes the water past the deflector nozzle and into the air.

⇒ Individual water droplets absorb oxygen from the atmosphere and return to the body of water transferring oxygen from the air and into the water.

⇒ Moving water mixes and agitates the water, spreading oxygenated water throughout the body of water.

⇒ Single propeller and deflector nozzle design allows for greater water flow with a lower likelihood of clogging.

⇒ Coated stainless steel bottom screen with 84 vertical bars with less than 1" gaps catch large debris while allowing for maximum water flow into the unit.

Quick Facts

- ⇒ Available in 120 or 240V Options
- ⇒ Complete Package includes Assembled Motor Unit, Power Control Panel, UV Resistant High Density Thermoplastic Float, Two 50' Braided Nylon Mooring Lines, SJTOW Rated 3 Wire Power Cable, and 5 Glass Filled UV Resistant Thermoplastic Deflector Nozzles
- ⇒ Operates in 17.5" (44.5cm) of Water
- ⇒ Total Component Listed by ETL to meet UL and CSA Standards for Safety in Water
- ⇒ Sacrificial Zinc Anode Installed for Corrosion Protection and use in Salt Water Applications
- ⇒ Series 300 Austenitic Stainless Steel Construction of Exposed Metal; Salt Water Compatible
- ⇒ 2 Year Warranty
- ⇒ UPS Shippable
- ⇒ Power Cable Potted Quick Disconnect on 12 Gauge Cord Options with Stainless Steel Strain Relief
- ⇒ Optional Low Voltage Lighting Package with 2 or 3 Machined Bronze Fixtures, Thermal Overload Protection, and 3 Internal Seals
- ⇒ Energy Efficient with Excellent GPM/kW Rates
- ⇒ Industrial Strength Design
- ⇒ Top Intake for Shallow Water Operation
- ⇒ Bottom Screen with 84 Vertical Screening Bars with Less Than 1" Gaps to Keep Debris Out and Allow for Maximum Water Flow Into the Unit

Features

Motor Unit

- ⇒ 3/4HP, 120 or 240V, Single Phase
- ⇒ 1750 RPM Motor
- ⇒ Oil Cooled, Continuous Duty Rated
- ⇒ Two Long Life Bearings
- ⇒ Thermal Overload Protection
- ⇒ Fully Unitized Heavy Duty Carbon Ceramic Mechanical Seal
- ⇒ Series 300 Austenitic Stainless Housing with Engineering Grade Thermoplastic Top

Power Cable

- ⇒ SJTOW UL, CSA, & NEC Approved Underwater Rated Cable
- ⇒ 3 Wire
- ⇒ Available in 50', 100', 150', and 200' (250', 300', 400', and 500' (special order) in 240V) Options (Cord Gauges depend on length and voltage)
- ⇒ Potted Quick Disconnect and Stainless Steel Strain Relief Standard on 12 Gauge Cords
- ⇒ 6' Flex Sleeve Protection

Optional Lights

- ⇒ 2 or 3 Machined Bronze Fixtures
- ⇒ 12V, 75W MR-16 Bulbs
- ⇒ Thermal Overload Protection
- ⇒ Triple Sealed
- ⇒ ETL Approved for Floating Fountains; UL-676

Float

- ⇒ U.V. Resistant High Density Thermoplastic
- ⇒ Closed Cell Foam Filling
- ⇒ Single Piece Float
- ⇒ Series 300 Stainless Steel Hardware
- ⇒ Protective Coated Stainless Steel Bottom Screen; 84 Vertical Screening Bars w/ Gaps Tapered from .875" to .188" on Bottom Screen
- ⇒ Two 50' Braided Nylon Mooring Ropes with 12" Pipe Weights

Control Panel

- ⇒ U.L. Listed per N.E.C.
- ⇒ 15 Amp Class A Human Rated GFCI Breaker (120V)
- ⇒ 20 Amp Double Pole Square D® Class A Human Rated GFCB (240V)
- ⇒ Surge Protector (240V)
- ⇒ GFI Protected 120V Outlet for Optional Lights
- ⇒ Photo Cell for Light Kit
- ⇒ NEMA Type 3R Weatherproof Enclosure
- ⇒ 24 Hour Mechanical Timer

Fountain Components

- ⇒ UV Resistant Thermoplastic Impeller
- ⇒ UV Resistant Thermoplastic Draft Tube and Fountain Disc with Series 300 Stainless Steel Hardware
- ⇒ 5 UV Resistant Glass Filled Thermoplastic Deflectors with Series 300 Stainless Steel Hardware
- ⇒ Less than 5 Minute Nozzle Replacement

Kasco 3400JF & 3400HJF Specifications

Model #	HP	Cord Length	Cord Gauge*	Voltage/Phase/Hz	Running Amps	Lock Rotor Amps	Sugg. Pond Size (SA)**	Min. Depth of Operation	Shipping Weight	Number of Boxes
3400JF050	3/4	50'	16/3	120/1/60	6.5	18	Up to 1/3	17.5"	65 Lbs.	2
3400JF100	3/4	100'	14/3	120/1/60	6.5	18	Up to 1/3	17.5"	69 Lbs.	2
3400JF150	3/4	150'	12/3	120/1/60	6.5	18	Up to 1/3	17.5"	83 Lbs.	3
3400JF200	3/4	200'	12/3	120/1/60	6.5	18	Up to 1/3	17.5"	89 Lbs.	3
3400HJF050	3/4	50'	14/3	240/1/60	2.9	9	Up to 1/3	17.5"	83 Lbs.	3
3400HJF100	3/4	100'	14/3	240/1/60	2.9	9	Up to 1/3	17.5"	86 Lbs.	3
3400HJF150	3/4	150'	12/3	240/1/60	2.9	9	Up to 1/3	17.5"	101 Lbs.	4
3400HJF200	3/4	200'	12/3	240/1/60	2.9	9	Up to 1/3	17.5"	107 Lbs.	4
3400HJF250	3/4	250'	12/3	240/1/60	2.9	9	Up to 1/3	17.5"	113 Lbs.	4
3400HJF300	3/4	300'	12/3	240/1/60	2.9	9	Up to 1/3	17.5"	120 Lbs.	4
3400HJF400	3/4	400'	12/3	240/1/60	2.9	9	Up to 1/3	17.5"	134 Lbs.	4

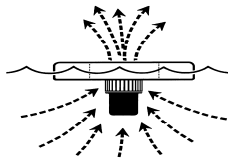
* 12 AWG cords include potted quick disconnect and stainless steel strain relief.

** Surface acreage (SA) is determined by multiplying length x width of the pond. The actual shape, depth, and oxygen demand should be considered when selecting a unit size.

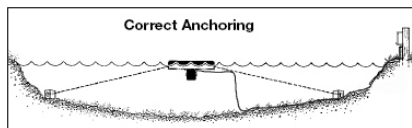
Kasco Optional Lighting Package Specifications

Model #	Cord Length	Number of Fixtures	Voltage/Phase/Hz	Wattage Per Fixture	Total Wattage	Lens Position	Shipping Weight	Number of Boxes
LR275050	50'	2	12/1/60	75	150	Above Water	17 Lbs.	1
LR275100	100'	2	12/1/60	75	150	Above Water	20 Lbs.	1
LR275150	150'	2	12/1/60	75	150	Above Water	24 Lbs.	1
LR275200	200'	2	12/1/60	75	150	Above Water	28 Lbs.	1
LR275250	250'	2	12/1/60	75	150	Above Water	32 Lbs.	1
LR375050	50'	3	12/1/60	75	225	Above Water	20 Lbs.	1
LR375100	100'	3	12/1/60	75	225	Above Water	24 Lbs.	1
LR375150	150'	3	12/1/60	75	225	Above Water	28 Lbs.	1
LR375200	200'	3	12/1/60	75	225	Above Water	31 Lbs.	1
LR375250	250'	3	12/1/60	75	225	Above Water	35 Lbs.	1
LR375300	300'	3	12/1/60	75	225	Above Water	38 lbs.	1
LR375400	400'	3	12/1/60	75	225	Above Water	56 lbs.	1

Light Kits include a built in, remote Low Voltage Transformer.



During unit operation, water is circulated from 360° around the unit as well as from below. Top intake for shallow water operation.



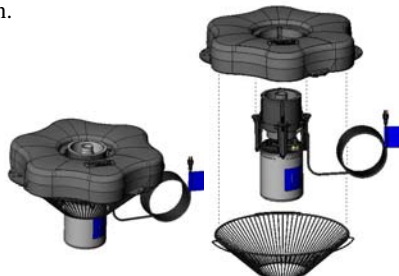
Assembly and Installation of Kasco equipment is quick and easy. Each unit includes an Owners Manual with specific steps to assemble, install, and operate the equipment properly.



Each unit includes a UL Approved Control Panel complete with Class A Human Rated GFCI Protection, 24 Hour Mechanical Timer, and Photo Eye for Optional Light Kit. NEMA Type 3R weatherproof enclosure.



The Optional Lighting Package easily mounts to the float and can be purchased and added at any time. ETL approved for Floating Fountains; UL-676.



The motor unit attaches to the float using stainless steel hardware for a secure assembly. The single section, U.V. resistant, high density thermoplastic float allows for excellent durability with an attractive shape and low visibility. The rigid bottom screen help protect the unit from debris and reduce the likelihood of clogging.

Kasco Marine, Inc.
800 Deere Rd.
Prescott, WI 54021

Ph: (715) 262-4488 * Fax: (715) 262-4487
www.KascoMarine.com * www.GotAlgae.com
Sales@KascoMarine.com

